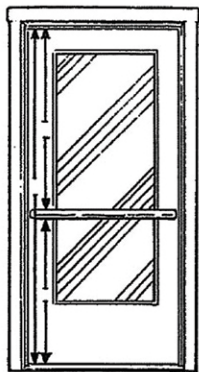


# MKIA Instructions for metal door with push bar



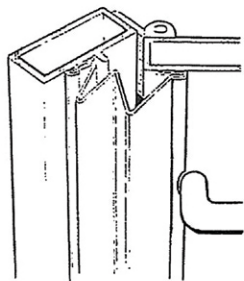
## Fitting Tips

If the bar is less than 1.25" from edge of the door in installation area, the door fixing strip and pleated panel may need to be trimmed.

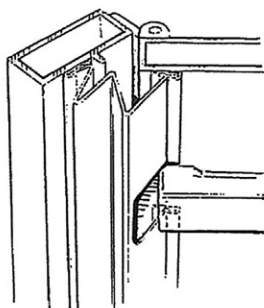
Remove only enough material from 3" pleated panel to accommodate bar.

Measure twice, cut once!

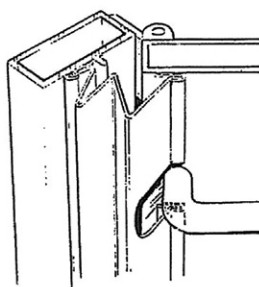
## Metal door with push bar



Measure above and below bar to adapt door fixing strip and pleated panel.



Or hold components in position and carefully mark area to be trimmed.



Use utility knife, metal snips or scissors to trim.